

Bulletin
786.89
January 2016

NOR'EAST™

CONTROLS



GLOBE VALVES MIXING & DIVERTING SERIES 8600 MODEL 8900



Previously manufactured by
Dezurik® and Honeywell®

Description:

The Nor' East Series 8600 (mixing) and Series 8900 (diverting) cage valves are designed for light industrial applications. The spring-type pneumatic diaphragm actuation is available as either direct or reverse acting as specified.

Accessories:

- Side mounted positions, pneumatic and electro pneumatic
- Limit switches
- Top mounted Handwheel
- Air Filter regulator
- Transducer
- Solenoid

SPECIFICATIONS

Actuator

Type 05 (For 2-1/2 and 3-inch)	Pneumatic diaphragm-actuated. Direct or reverse acting
Construction	Cast aluminum diaphragm cases and yoke
Diaphragm Material	Molded of flexible Neoprene and convoluted to retain a constant effective area through the total stroke. Ambient temperature range of -29° to 71°C (-20° to 160°F).
Effective Diaphragm Area	Direct acting: 40 in ² (258 cm ²) Reverse acting: 38 in ² (245 cm ²)
Actuator Stem	Zinc-plated steel.
Spring	Total enclosed and corrosion resistant. Range: 3 to 15 psig standard. (For other ranges, see Table 2).
Air Pressure (Air-to-diaphragm)	Normal: 18 or 25 psig (124 or 172 kPa) Maximum: 35 psig (241 kPa) for reverse acting, 50 psig (345 kPa) for direct acting.
Air Connections	1/4" NPT.
Type 01 (For 4, 5, 6, & 8-inch)	Pneumatic, diaphragm-actuated. Direct or reverse acting.
Construction	Pressed steel diaphragm case plates and heavy duty, cast iron yoke. Finished in blue corrosion-resistant enamel.
Diaphragm Material	Molded of Buna N with nylon insert. Ambient temperature of -29° to 82°C (-20° to 180°F). Other materials are available for high or lower temperatures.
Spring	Totally enclosed. Range: 3 to 15 psig standard. (For other ranges, see Table 2).
Air Pressure (Air-to-diaphragm)	Normal: 18 or 25 psig (124 or 172 kPa). Maximum: 50 psig (344 kPa).
Air Connections	1/4" NPT.

Body

Type	Three-way, mixing or diverting with single piece body and cage type inner valve construction.
Material	Cast iron.
Sizes	Model 8605 and 8905: 2-1/2 and 3 inch. Model 8601 and 8901: 4, 5, 6 and 8 inch.
Ratings	Flanged ends: 125# ANSI in all sizes.

Bonnet

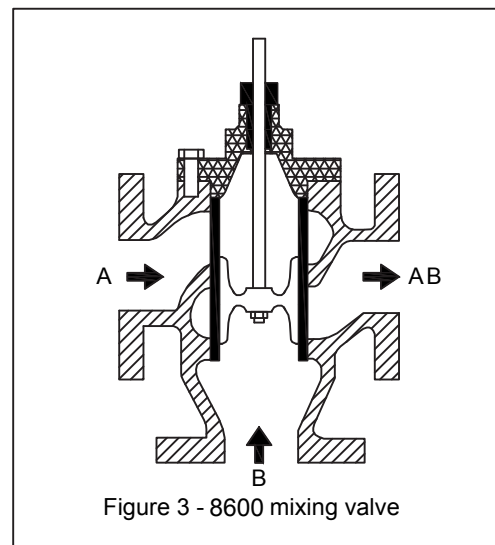
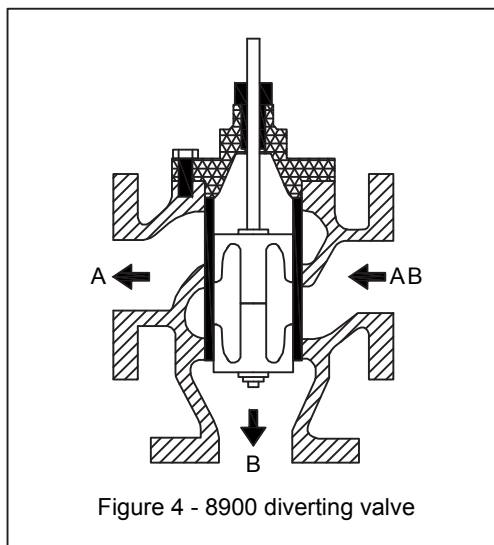
Packing	Screwed Box: Valve sizes: 2-1/2, 3, 4, 5 and 6 inch. Spring-loaded Teflon V-rings. Bolted Box: 8-inch valve. Spring-loaded Teflon V-rings.
----------------	---

Trim

Seats	Replaceable bronze. Both seats held in place by bronze cage and sealed in body by rubber o-rings.
Plug	Bronze; linear characteristic.
Valve Travel	(See Table 2).

Sizing Data

Table 1 - FLOW COEFFICIENT Cv						
Plug Type	Valve Size (Inches)					
	2-1/2	3	4	5	6	8
Linear	63	100	160	250	360	600



ORDERING DATA

Please Specify:

- Valve Model 8601 or 8605 (mixing service)
- Valve Model 8901 or 8905 (diverting service)
- Size
- Body Rating
- Packing
- Spring Range
- Actuator Size
- Action (refer to Table 3)
- Accessories

TABLE 2 - MAXIMUM PRESSURE DIFFERENTIALS IN CLOSED POSITION								
Actuator Type, Size & Travel ()	Air Supply Psig	Spring Range Psig	Valve Size (inches)					
			2-1/2	3	4	5	6	8
05 (3/4)	18	3-15	15	10	-			
		6-12	40	25	-			
	25	9-15	50	45	-			
01-13 (1-1/2)	18	3-15	-	-	15	9	6	
	25	7-15	-	-	50	35	24	
01-15 (2)	18	3-15	-	-	-	-	-	6
		3-9	-	-	-	-	-	10
	40	6-30	-	-	-	-	-	23
01-18S (2)	18	3-15	-	-	-	-	-	10
		4.5-10	-	-	--	-	-	19
	25	6-16.5	-	-	-	-	-	25
	40	8-29	-	-	--	-	-	40

TABLE 3 - VALVE ACTION		
Type	Direct Actuator (increased air signal)	Reverse Actuator (increased air signal)
8600 Mixing	Closes bottom port	Closes top port
8900 Diverting	Closes top port	Closes bottom port

TABLE 4 - MODELS 8601 AND 8901 DIMENSIONS (IN / MM)

DIRECT ACTUATOR						
Valve Size	Actuator Size	A	B	C 125 Iron	D 125 Iron	E
4	13	15.0 381	27.63 702	8.69 221	13.0 330	7.5 191
5	13	15.0 381	28.13 715	9.63 245	15.0 381	8.0 203
6	13	15.0 381	28.94 735	10.69 272	16.5 419	8.8 224
8	15	17.5 445	34.63 880	14.0 356	21.38 543	9.25 235
	18S	20.5 521	38.13 969	14.0 356	21.38 543	9.25 235
REVERSE ACTUATOR						
4	13	15.0 381	30.38 772	8.69 221	13.0 330	7.5 191
5	13	15.0 381	30.88 784	9.63 245	15.0 381	8.0 203
6	13	15.0 381	31.69 805	10.69 272	16.5 419	8.8 224
8	15	17.5 445	38.38 975	14.0 356	21.38 543	9.25 235
	18S	20.5 521	41.63 1057	14.0 356	21.38 543	9.25 235

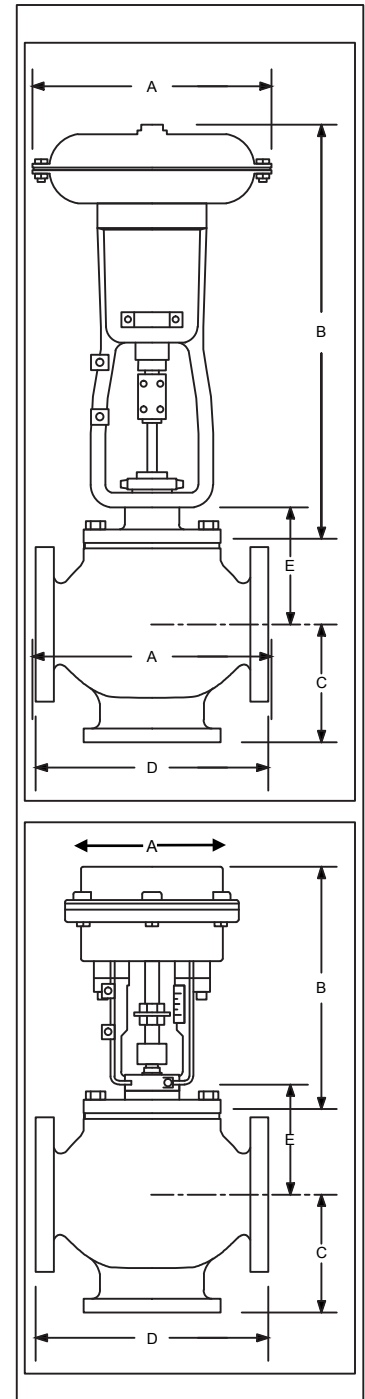


TABLE 5 - MODELS 8605 and 8905

Valve Size	Actuator Size	A	B	C 125 Iron	D 125 Iron	E
2-1/2	05	9.25 235	15.94 405	6.44 164	9.5 241	4.63 118
3	05	9.25 235	16.56 421	6.63 168	11.0 279	5.25 133

NOTES:

NOTES:

Guarantee

Products, auxiliaries and parts thereof, of Allagash International Group, LLC, a manufacturer of Nor' East Controls, are guaranteed for a period of one year from the date of shipment against defective workmanship and material only, when properly installed, operated and serviced in accordance with Allagash International Group, LLC recommendations. Replacement for items of Allagash International Group, LLC manufacture will be made free of charge if proved to be defective within such time. No claim for special or consequential damages, transportation, or labor shall be allowed. Purchaser shall be solely responsible for determining suitability for use and in no event shall Allagash International Group, LLC be liable in this respect. Equipment or parts manufactured by others but furnished by Allagash International Group, LLC will be repaired or replaced, only to the extent provided in the original manufacturer's warranty to Allagash International Group, LLC. Allagash International Group, LLC does not guarantee resistance to corrosion, erosion, abrasion or other sources of failure, nor does Allagash International Group, LLC guarantee a minimum length of service. Failure of the purchaser to give prompt written notice of any alleged defect under this guarantee forthwith upon its discovery, or use and possession thereof after an attempt has been made and completed by someone other than Allagash International Group, LLC or an authorized representative to remedy defects therein, or failure to return products or parts for replacement as herein provided, of failure to install, operate, and maintain said products or parts according to instructions provided by Allagash International Group, LLC, of failure to pay the entire contract price when due, shall be a waiver of all rights under these representations.

The foregoing guarantee shall be null and void, if, after shipment from our factory, the item is modified in any way or component of another manufacturer, such as but not limited to; an actuator is attached to the item by valves & controls other than a Allagash International Group, LLC.

Factory Service Personnel. All orders accepted shall be deemed accepted subject to this guarantee, which shall be exclusive of any other previous guarantee, and this shall be the only effective guarantee or warranty binding on Allagash International Group, LLC, anything to the contrary contained in the purchase order, or represented by any agent or employee of Allagash International Group, LLC, in writing or otherwise, notwithstanding, including but not limited to implied warranties.

THE FOREGOING OBLIGATIONS ARE IN LIEU OF ALL OTHER OBLIGATIONS AND LIABILITIES INCLUDING WARRANTIES OF FITNESS OR MERCHANTABILITY OR OTHERWISE, EXPRESSED OR IMPLIED IN FACT OR BY LAW, AND STATE NOR'EAST CONTROLS AND EXCLUSIVE LIABILITY AND PURCHASER'S EXCLUSIVE REMEDY FOR ANY CLAIM IN CONNECTION WITH THIS SALE OR FURNISHING OF SERVICES, GOODS, OR PARTS, THEIR OWN DESIGN, SUITABILITY FOR USE, INSTALLATION OR OPERATION.

Limitation of Liability

In no event shall Allagash International Group, LLC, a Manufacturer of Nor' East Controls be liable for any direct, indirect, special or consequential damages whatsoever, and Allagash International Group, LLC liability, under no circumstances, will exceed the contract price for the goods and/or services for which liability is claimed. Any action for breach of contract must be commenced within 1 year after the cause of the action has occurred.



70 Ingersoll Drive, Portland ME 04103 . phone 207-781-8831 . fax 207-781-8830

ALLAGASHINTERNATIONAL.COM

Sales and Service

Allagash International Group, LLC representatives are located in major cities throughout the world. For the name of the representative nearest you, email us: sales@allagashinternational.com

Allagash International, Group LLC reserves the right to incorporate our latest design and material changes without notice or obligation. Design features, materials of construction and dimensional data, as described in this bulletin, are provided for your information only and should not be relied upon unless confirmed in writing by Allagash International, Group LLC. Certified drawings are available upon request.